

Towards a self-consistent modeling of anomalous transport in fluid simulations of Hall Effect Thrusters

01st November 2018

ExB workshop, Princeton University (USA)



Laboratoire de Physique des Plasmas

Roberto Martorelli, T. Lafleur, A. Bourdon, P. Chabert

roberto.martorelli@lpp.polytechnique.fr

Laboratoire de Physique des Plasmas
École polytechnique



CONSORTIUM
FOR HALL
EFFECT
IN ORBIT
PROPULSION
SYSTEM



dépasser les frontières



Summary

I. 1D fluid model

II. Comparison between ad-hoc and anomalous transport

I) 1D fluid model



Laboratoire de Physique des Plasmas

Fluid model with ad-hoc mobility

One-dimensional (axial direction) fluid model[1] with the following assumptions:

- Quasi-neutrality;
- No electron inertia;
- Cold ions;
- Isotropic electron distribution.

$$\frac{\partial n_g}{\partial t} + v_g \frac{\partial n_g}{\partial z} = -n_g n_i K_{iz} + \nu_{iw} n_i$$

$$\frac{\partial n_i}{\partial t} + \frac{\partial (v_i n_i)}{\partial z} = n_g n_i K_{iz} - \nu_{iw} n_i$$

$$\frac{\partial (n_i v_i)}{\partial t} + \frac{\partial}{\partial z} (n_i v_i^2 + n_i c_s^2) = n_g n_i v_g K_{iz} - \nu_{iw} n_i v_i - \frac{q}{M} \frac{n_i v_i - I_0}{\mu}$$

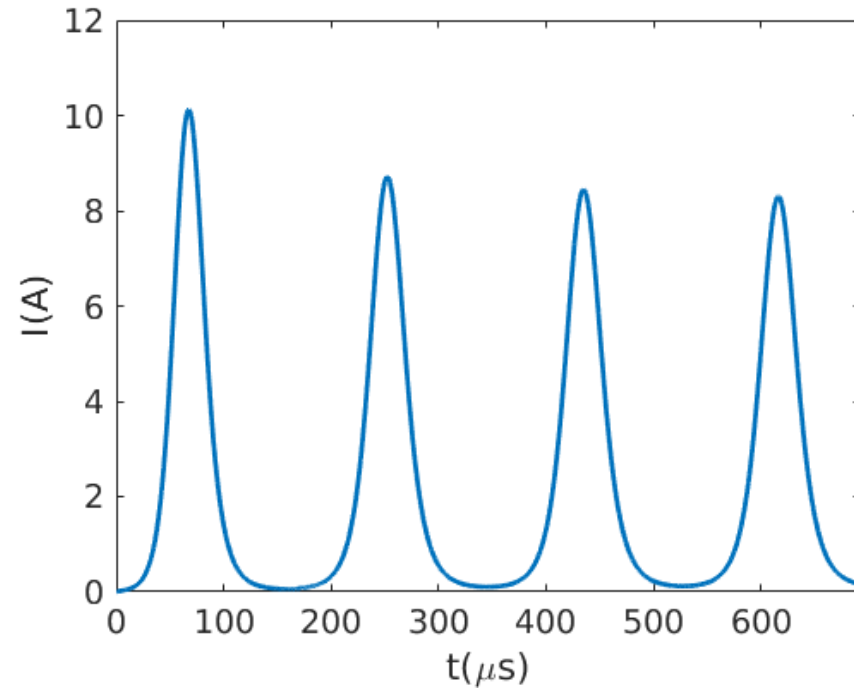
$$\frac{\partial}{\partial t} \left(\frac{3}{2} n_i T_e \right) + \frac{\partial}{\partial z} \left(\frac{3}{2} n_i T_e v_i \right) = \frac{\partial}{\partial z} \left(\frac{3}{2} T_e I_0 \right) - n_i T_e \frac{\partial v_{ez}}{\partial z} - \nu_{iw} n_i \epsilon_w - n_i n_g \gamma \epsilon_i K_{iz}$$

$$\nu_m = n_g K_{el} + \nu_{ew} + \alpha_B \omega_{ce} \longrightarrow \text{Bohm-like anomalous transport}$$

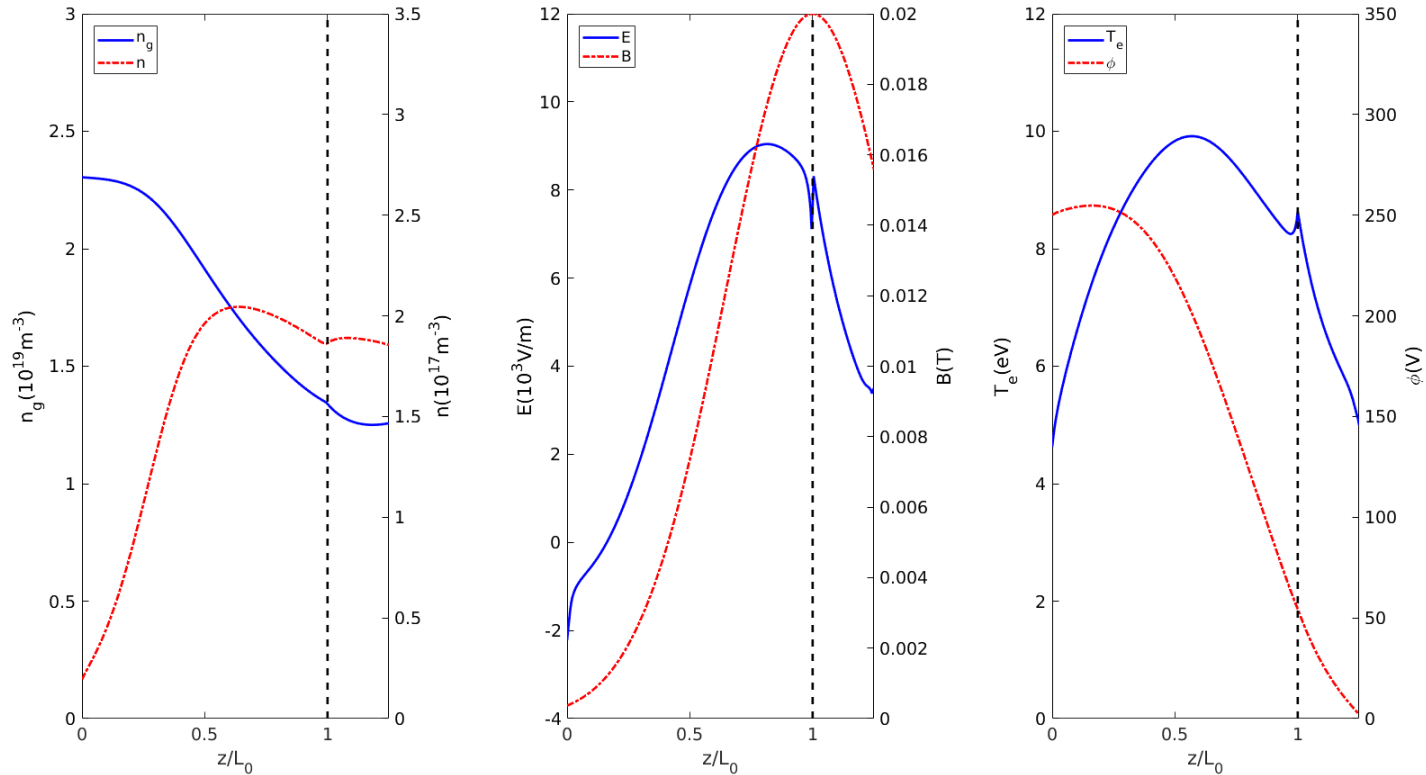
[1] S. Barral, and E. Abedo, Low-frequency model of breathing oscillations in Hall discharges, Phys. Rev. E. 79 046401 (2009)

Results for SPT-100 at 250 V

Parameter	Value
Outer radius (R_2)	5 cm
Inner radius (R_1)	3 cm
Length of the thruster (L_0)	4 cm
Length of the simulation box (L)	5 cm
Applied voltage (V_0)	250 V
Maximum magnetic field (B_0)	200 G
Mass flow rate (\dot{m})	5 mg/s
Initial gas velocity (v_{g0})	200 m/s
Initial electron temperature (T_{e0})	5 eV
Ion temperature (T_{i0})	1 eV
Ionization energy (ϵ_i)	12.1 eV
Effective ionization cost factor (γ_i)	3
Anomalous collision factor (α_B)	$\frac{1}{160}$



Average plasma characteristics



II) Comparison between ad-hoc and anomalous transport

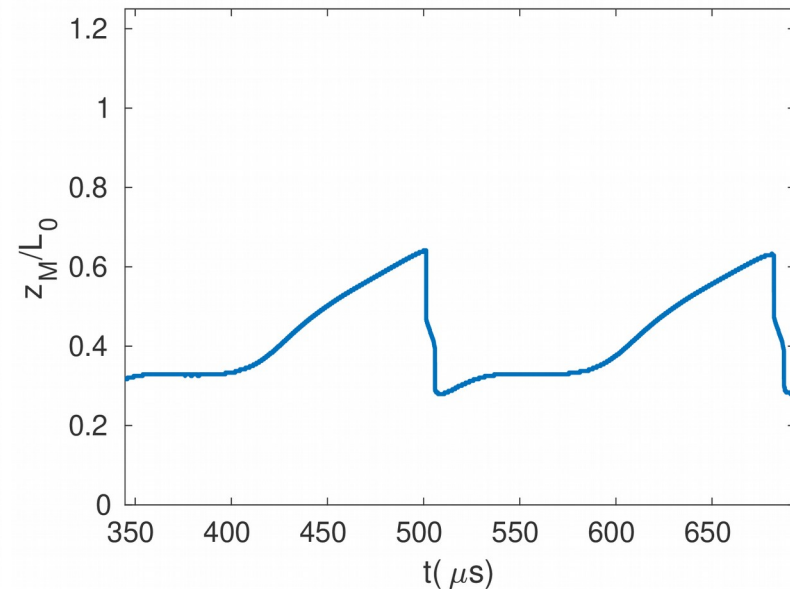
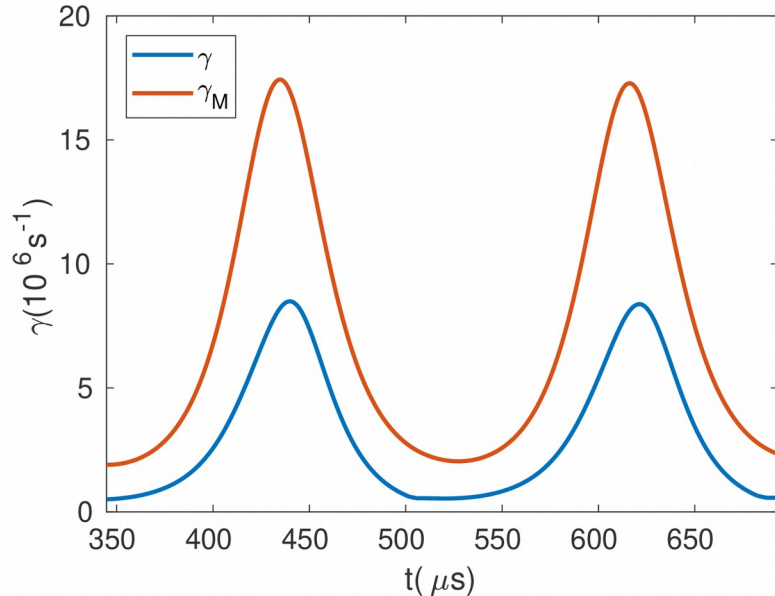


Laboratoire de Physique des Plasmas

Characteristics of the instability

$$\gamma \simeq -\sqrt{\frac{\pi}{8}} \frac{kc_s}{(1+k^2\lambda_D^2)^2} \left\{ \left(\frac{T_e}{T_i}\right)^{\frac{3}{2}} e^{-\frac{T_e}{2T_i} \frac{1}{1+k^2\lambda_D^2}} + \sqrt{\frac{m_e}{m_i}} \left[1 \mp \frac{\mathbf{k} \cdot \Delta \mathbf{v}_d}{kc_s} \sqrt{1+k^2\lambda_D^2} \right] \right\}$$

$$\gamma_M \simeq \sqrt{\frac{\pi m}{54M}} \frac{v_{de}}{c_s} \omega_{pi}$$



- The characteristics of the instability are affected by the large scale oscillations;
- The maximum growth rate is a too severe approximation.

Implementing instability-induced anomalous transport

Friction force and anomalous heating from quasi-linear theory

$$\mathbf{R}_{ei} = q_e \langle \delta n \delta E_\theta \rangle \longrightarrow R_{ei} = 2 \int dk_y \mathcal{E}_k k_y \Im[\chi_e(\omega_R + i\gamma, k_y)]$$

$$S_{ei} = \mathbf{R}_{ei} \cdot \mathbf{v}_e$$

Evolution of the spectral energy density

$$\frac{\partial \mathcal{E}}{\partial t} + \nabla_{\mathbf{x}} \cdot (\langle \mathbf{v}_g \rangle_k \mathcal{E}) = 2 \langle \gamma \rangle_k \mathcal{E}$$

$$\langle f(\mathbf{k}, \mathbf{x}, t) \rangle_k = \frac{\int dk f(\mathbf{k}, \mathbf{x}, t) \mathcal{E}_k}{\int dk \mathcal{E}_k}$$

Spectral energy density peaked around the maximum growth rate[1]

$$\langle F(\mathbf{k}, \mathbf{x}, t) \rangle_k = \frac{1}{2} (F(\mathbf{k}_M, \mathbf{x}, t) + F(-\mathbf{k}_M, \mathbf{x}, t))$$

$$\langle \gamma \rangle_k = \gamma_M - \frac{\sqrt{\pi}}{9} \omega_{pi} \left(\frac{T_e}{T_i} \right)^{\frac{3}{2}} e^{-\frac{T_e}{3T_i}}$$



$$R_{ei} = -2 \frac{\sqrt{2\pi}}{\lambda_{De}} \frac{v_e}{v_{Te}} \mathcal{E}$$

[1] R. C. Davidson, and N. A. Krall, Anomalous transport in high-temperature plasmas with applications to solenoidal fusion systems, Nucl. Fusion 17 1313 (1977)

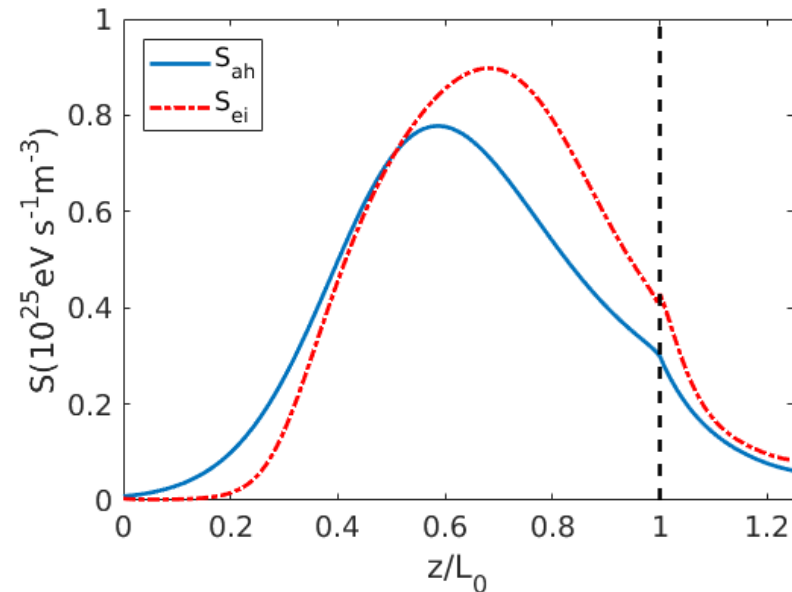
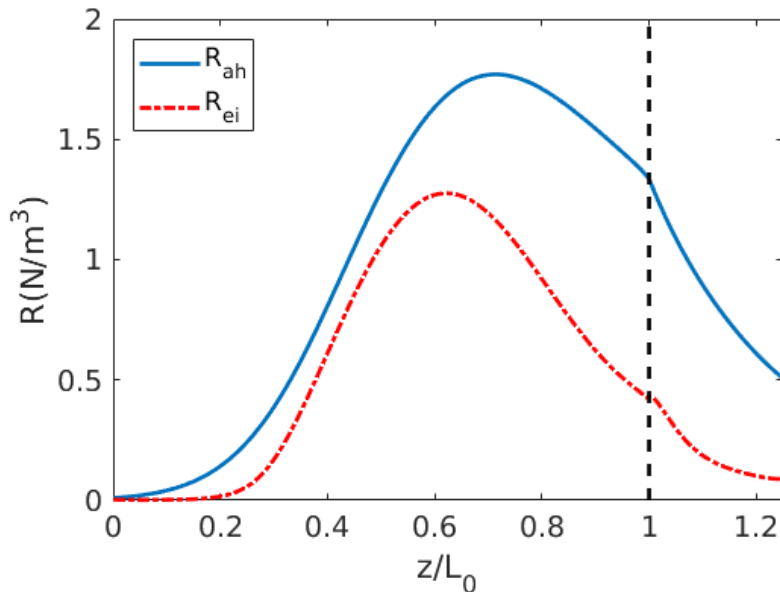
Comparison of friction forces and heating

$$R_{ah} = -mn\alpha_B\omega_{ce}v_{ey}$$

$$R_{ei} = -2\frac{\sqrt{2\pi}}{\lambda_{De}}\frac{v'_{ey}}{v_{Te}}\mathcal{E}$$

$$S_{ah} = mn\alpha_B\omega_{ce}v_{ey}^2$$

$$S_{ei} = R_{ei}v'_{ey}$$



Good agreement between the ad-hoc anomalous transport and the instability-induced one

Conclusion

- Good agreement between the ad-hoc model and the anomalous transport induced by the instability for the same parameters of the plasma.

On the other hand, implementing self-consistently the anomalous transport in the simulation does not give the desired results.

Possible reasons:

- Full solution of the dispersion relation required;
- Better inclusion of the nonlinear effects of the instability, especially the evolution of the distribution function and its effects on the growth rate[1];
- Including an equation for the ion temperature.

[1] T. Lafleur, R. Martorelli, P. Chabert, A. Bourdon, Anomalous electron transport in Hall-effect thrusters: Comparison between quasi-linear kinetic theory and particle-in-cell simulations, Phys. Plasmas 25 061202 (2018)

Thanks for your attention !



Laboratoire de Physique des Plasmas

Annexes



Laboratoire de Physique des Plasmas

A) Details on wave kinetic equation

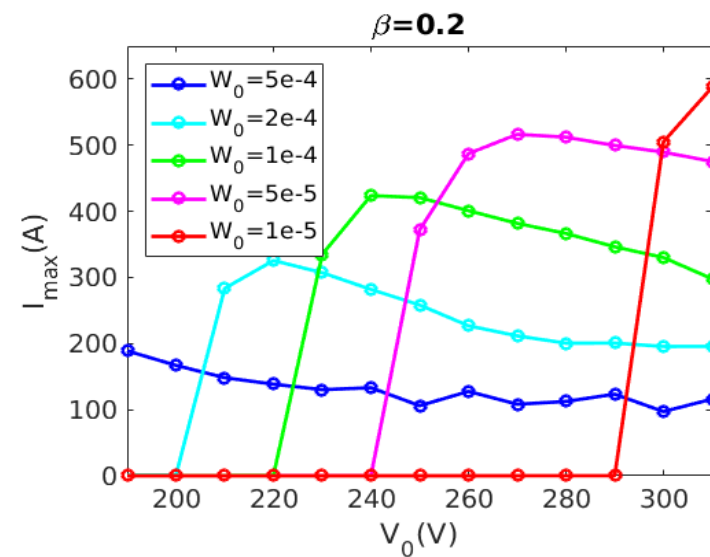
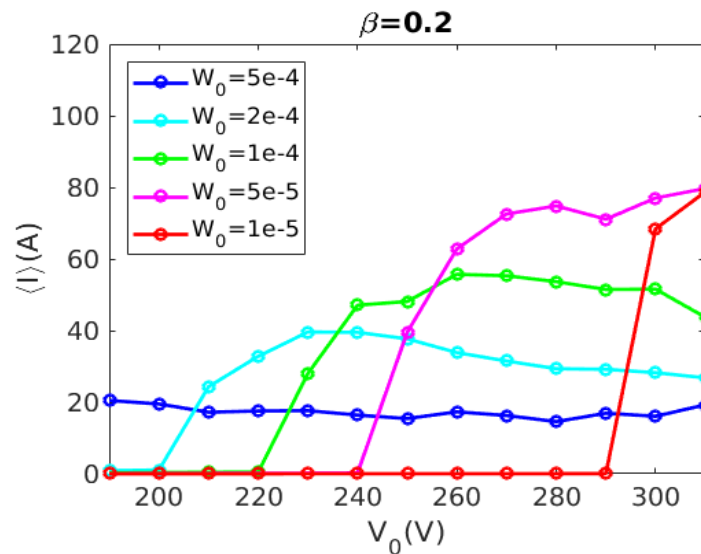
$$\mathcal{E}_0 = \frac{qT_e}{4\lambda_{De}^3}$$

Initial value for energy density: energy density associated to thermal fluctuations in the case of ion-acoustic instability

Maximum value of the energy density is set by ion-trapping condition

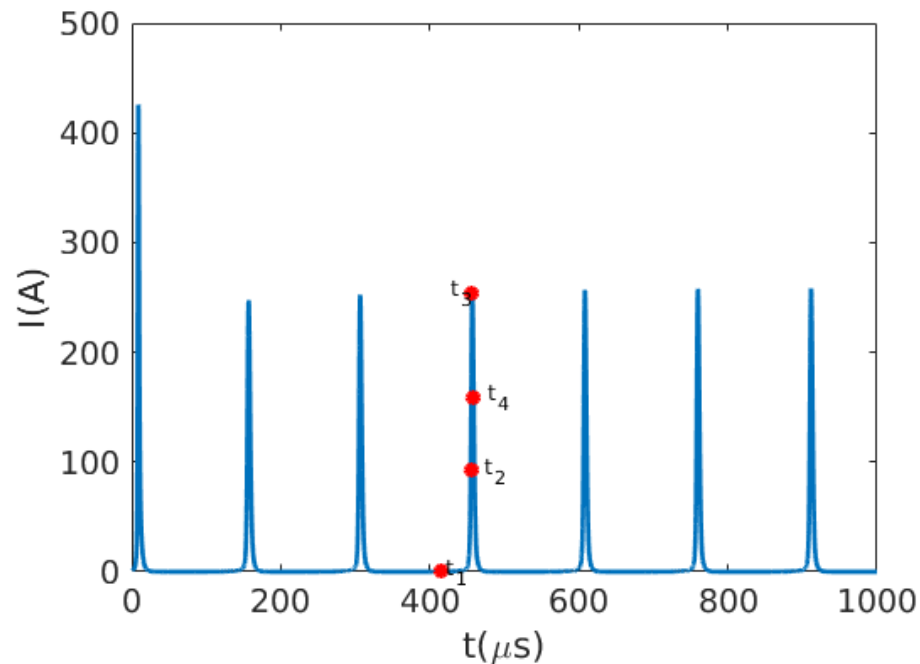
B) Results for self-consistent simulations

Case with damping factor for the anomalous collision frequency and varying the initial energy density.



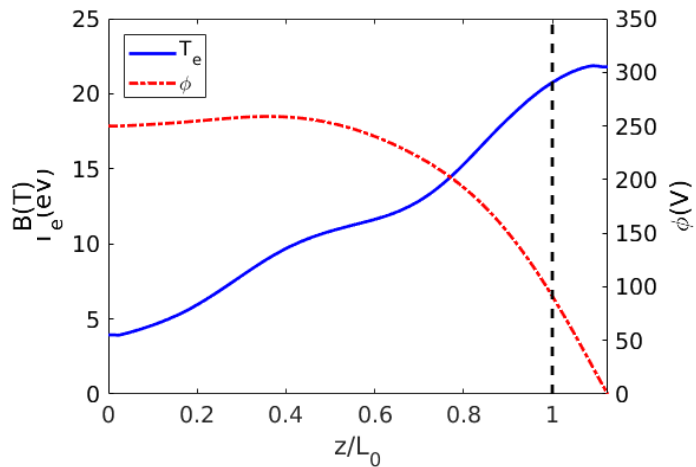
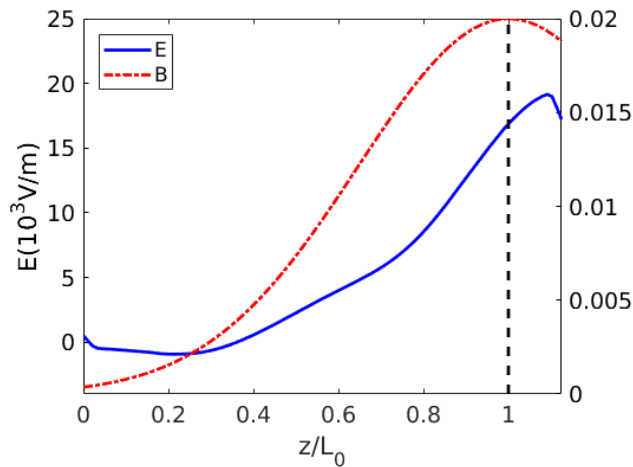
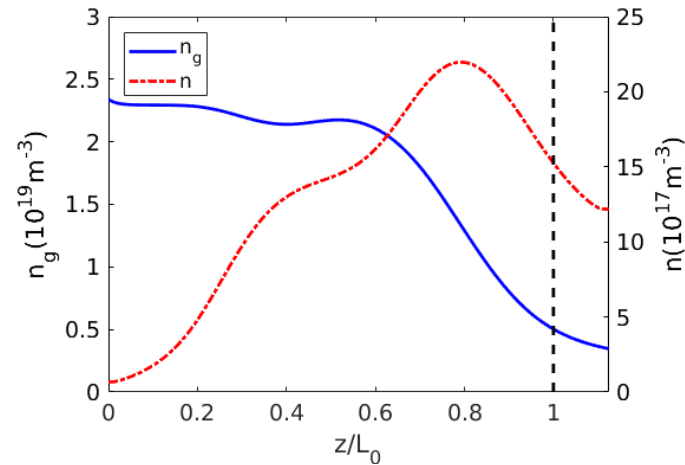
B) Results for self-consistent simulations

Test case: Beta = 0.2; W0 = 2e-4; V = 250 V



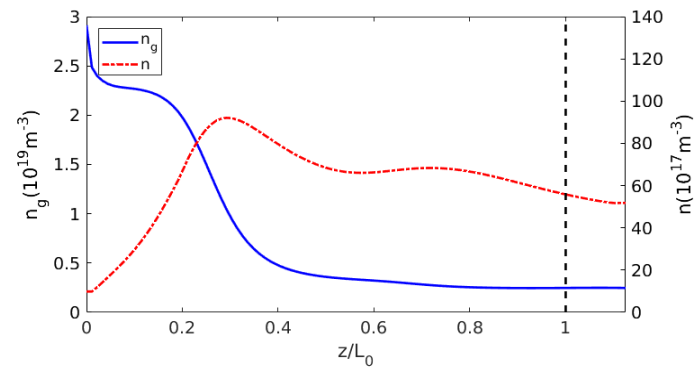
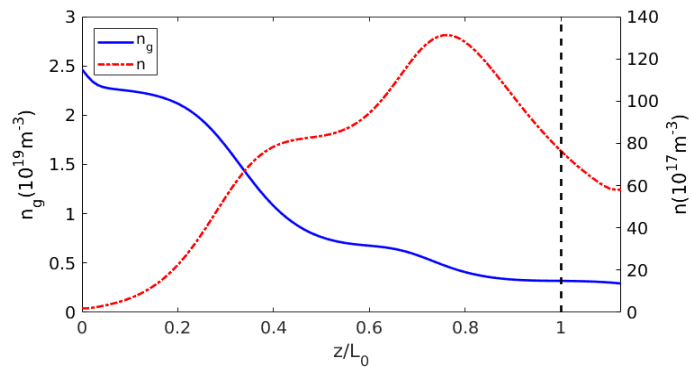
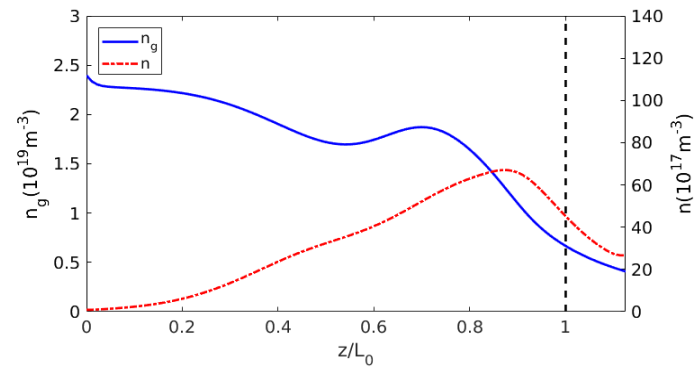
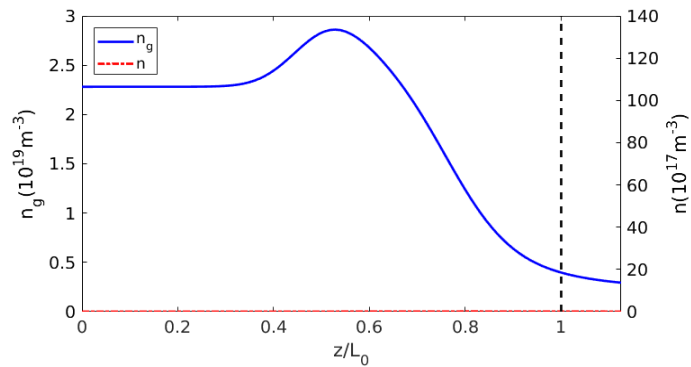
B) Results for self-consistent simulations

Test case: Beta = 0.2; $W_0 = 2e-4$; $V = 250$ V
Average over the simulation time



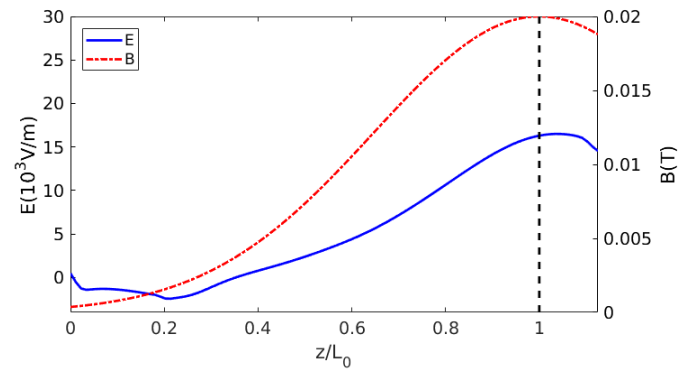
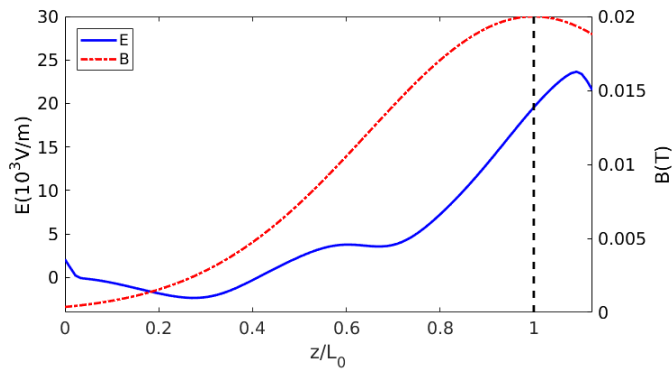
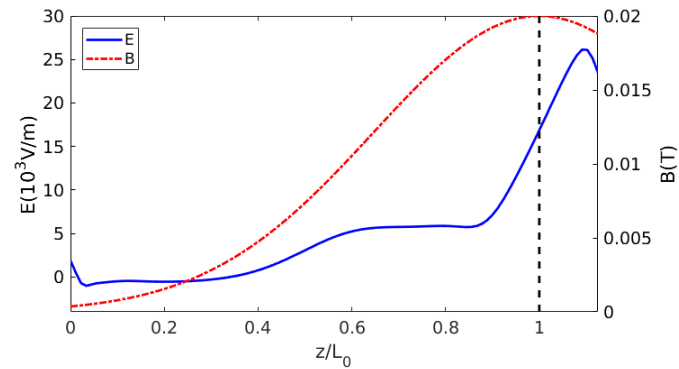
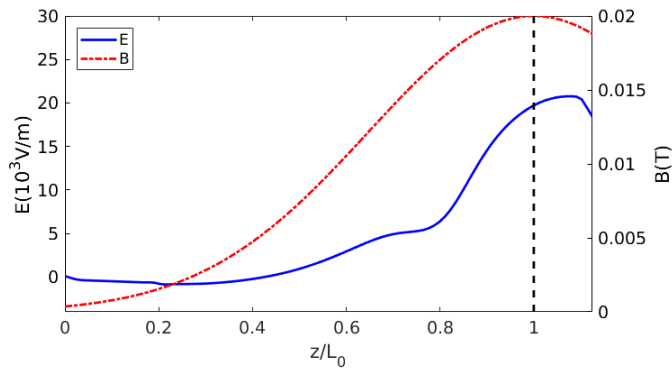
B) Results for self-consistent simulations

Test case: $\beta = 0.2$; $W_0 = 2e-4$; $V = 250$ V
Snapshots



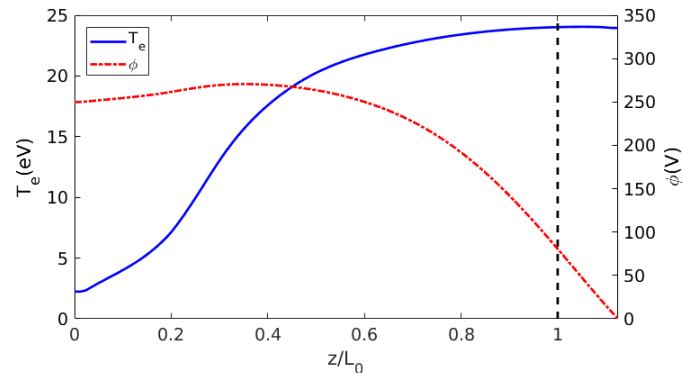
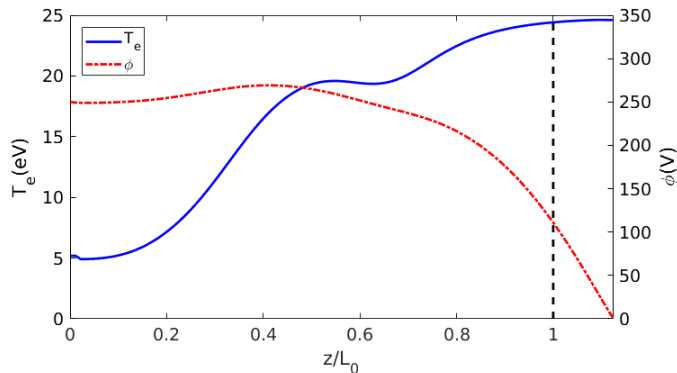
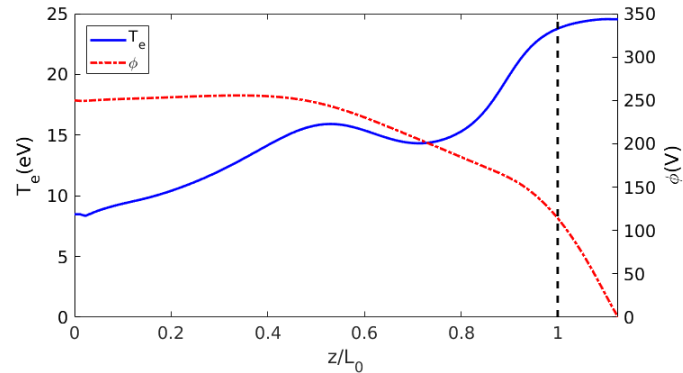
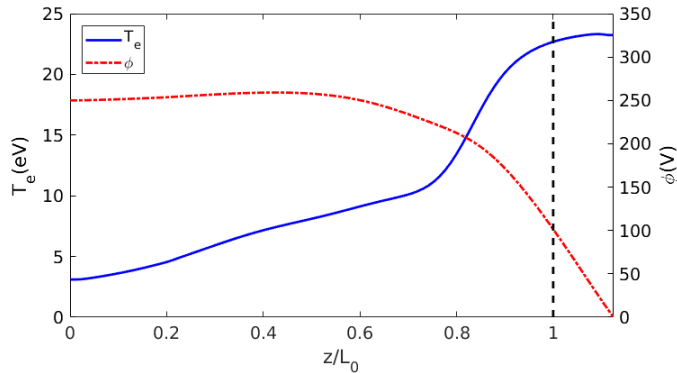
B) Results for self-consistent simulations

Test case: Beta = 0.2; $W_0 = 2e-4$; $V = 250$ V
Snapshots



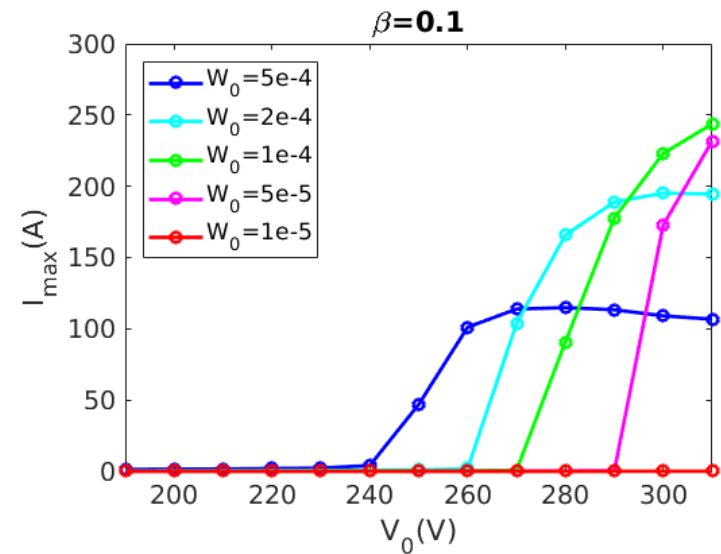
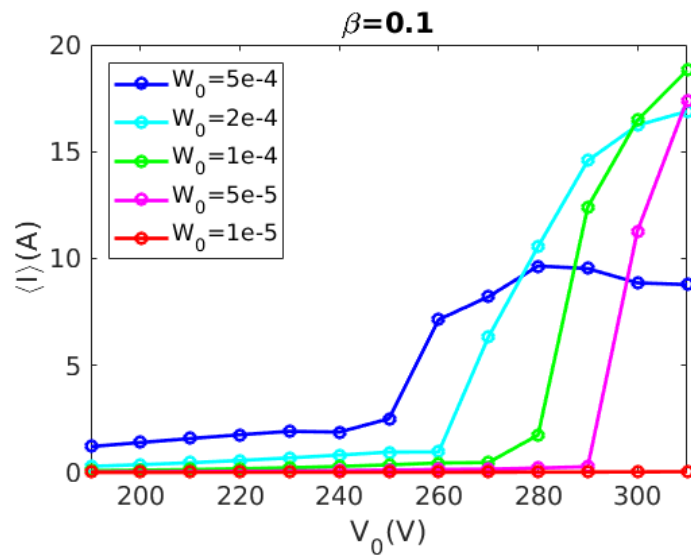
B) Results for self-consistent simulations

Test case: Beta = 0.2; $W_0 = 2e-4$; $V = 250$ V
Snapshots



B) Results for self-consistent simulations

Test case: Beta = 0.1



B) Results for self-consistent simulations

Test case: Damping on growth rate, varying maximum energy density

